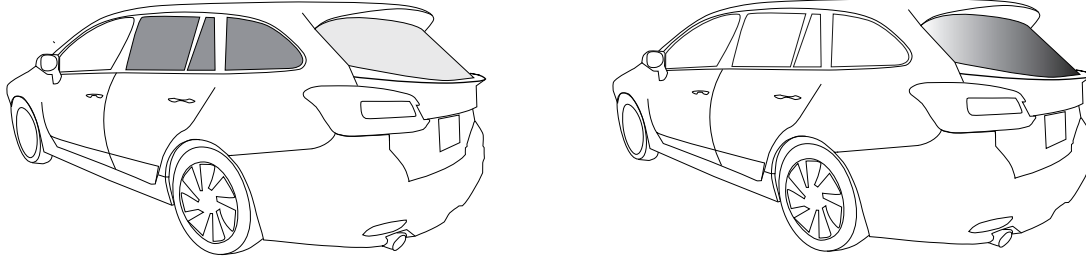
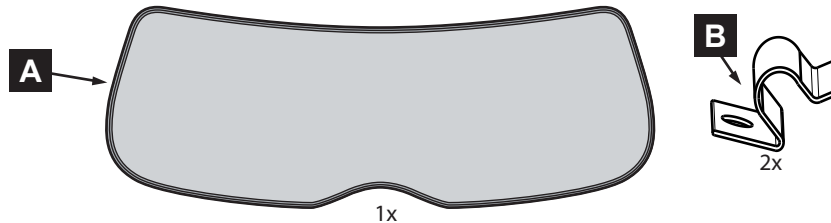
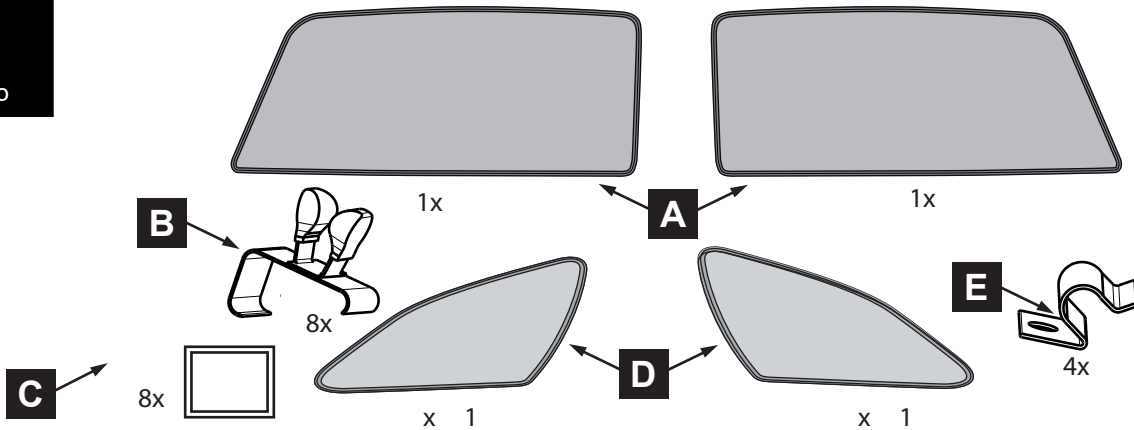


Subaru Levorg 2016- , 5 trg

Artikel Nr.: 0078386 ABC



Contents  
nhalt  
Contenu  
Contenuto



Tools Required  
Notwendige Geräte  
Équipement Nécessaire  
Attrezzatura Richiesta



CLEANER

**Important**  
**Wichtig**  
**Important**  
**Importante**

**CAUTION**

Indicates potential hazard that could result in vehicle damage.

Zeigt potentielle Gefahr an, die zu Schäden am Fahrzeug führen können.

Indique les dangers potentiels pouvant endommager la véhicule.

Indica potenziale pericolo che può comportare danni all'autovettura.

**(GB)** Please read this manual and follow the instructions carefully. To emphasize important information, the symbol and words: **CAUTION** and **NOTE** have been used. Pay particular attention to the message highlighted by these signal words.

**NOTE:** Indicates special information to make maintenance easier or instructions clearer.

**(D)** Bitte diese Handbuch sorgfältig lesen und beachten. Zum Hervorheben spezieller Informationen haben die Symbole und Wörter: **ACHTUNG** und **HINWEIS** besondere Bedeutung. Besonders auf den durch folgende Kennwörter hervorgehobenen Hinweis achten.

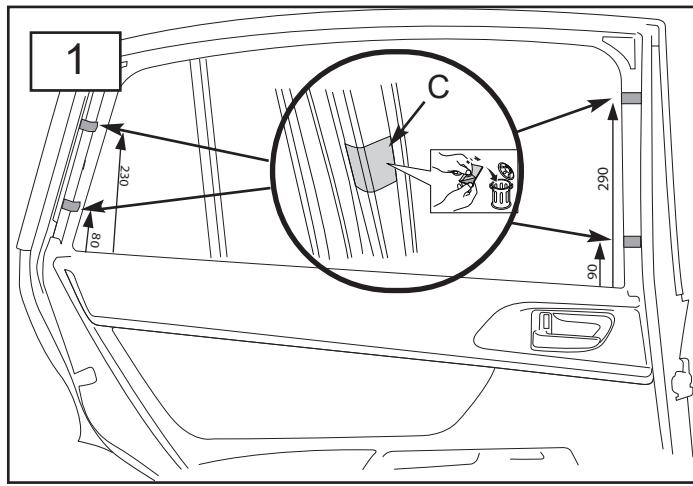
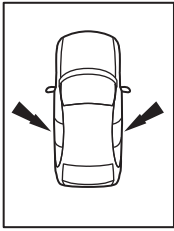
**HINWEIS:** Zeigt spezielle Informationen an, um Wartungen zu erleichtern oder Anleitungen zu verdeutlichen.

**(FR)** Veuillez lire attentivement et respecter ce mode d'emploi et ses instructions. Les symboles et les mots: **ATTENTION** et **REMARQUE** sont particulièrement importants et mettent les informations spéciales en évidence. Faites bien attention à la remarque soulignée par ces mots d'identification.

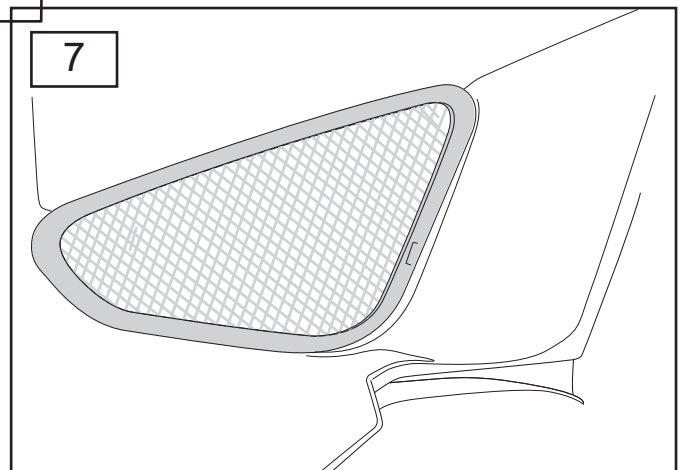
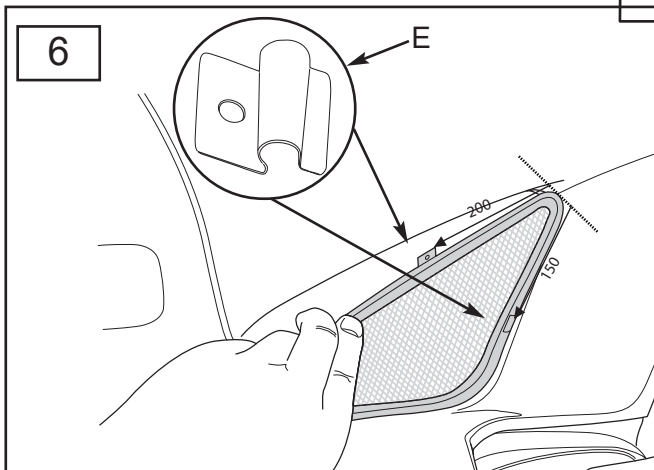
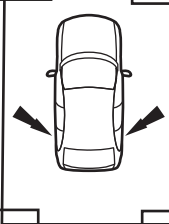
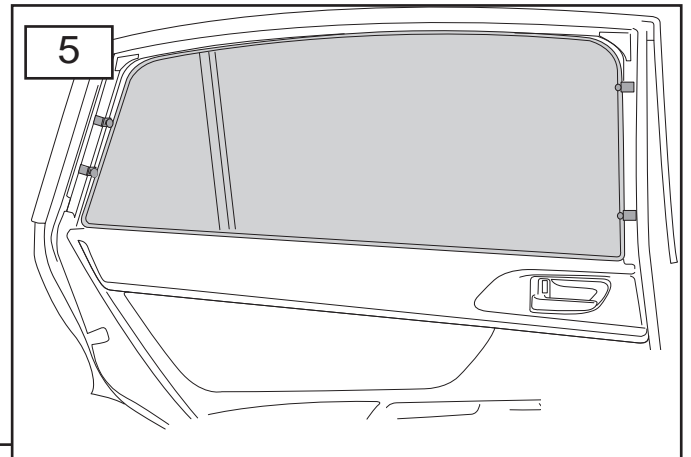
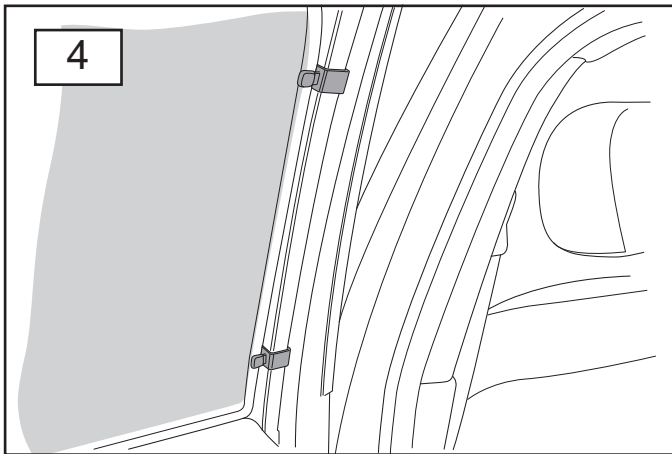
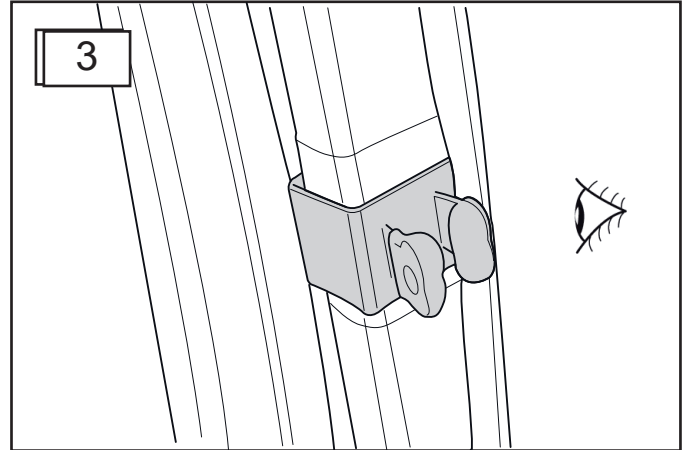
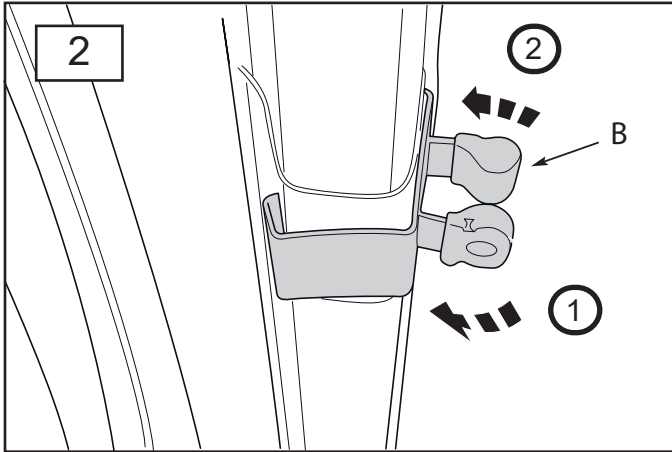
**REMARQUE:** Donne des informations spécifiques pour faciliter la maintenance ou clarifier les instructions.

**(I)** Si prega di leggere il presente manuale e di seguire le istruzioni in esso contenute. Il simbolo e le parole **ATTENZIONE** e **INFORMAZIONE** sono particolarmente importanti e mettono in evidenza informazioni accentuate da tali simboli/parole.

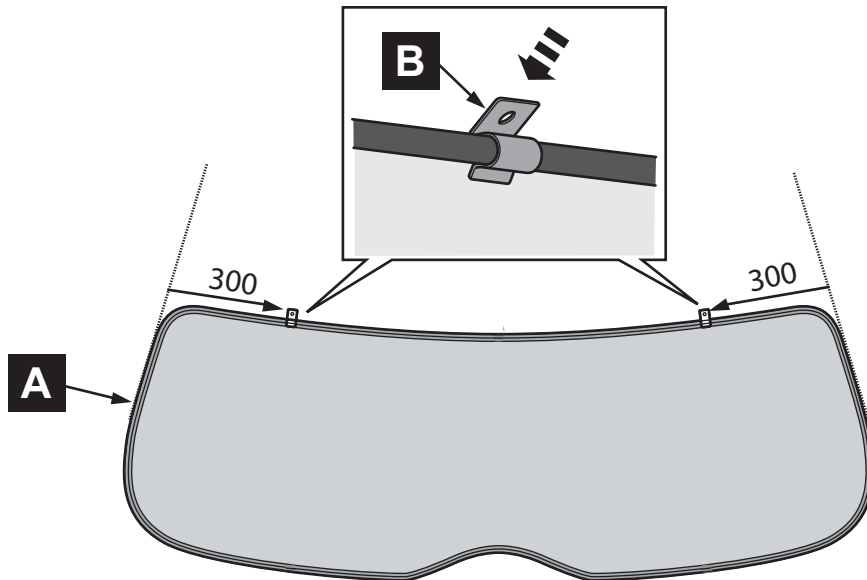
**INFORMAZIONE:** Indica speciali informazioni per facilitare la manutenzione o per illustrare istruzioni.



1.
  - Ⓒ Use cleaner
  - Ⓓ Fläche reinigen
  - Ⓘ Pulire la superficie
  - Ⓖ Nettoyer la surface
2.
  - Ⓒ Remove tape
  - Ⓓ Schutzfolie entfernen
  - Ⓘ Rimuovere la pellicola protettiva
  - Ⓖ Retirez le film protecteur
3.
  - Ⓒ Install protection film
  - Ⓓ Klebepad anbringen
  - Ⓘ Attaccare pad adesivo
  - Ⓖ Fixez pad adhésif



1



2

